



section 2 safety



IMPORTANT SAFETY INFORMATION

The following section has been prepared to instruct you in the safe and responsible operation of your utility vehicle. Read and abide by all safety alert information about this vehicle. If you do not understand any part of this section, contact your local dealer for additional information and clarification. As the operator of this piece of equipment, you are in complete control. Only you can prevent an accident from happening.




AGE OF OPERATOR:




This vehicle is not to be operated by anyone under 16 years of age.

ASSUMPTION OF RISK:

The owner or operator assumes all the risks incident to or arising out of the operation of this Utility Vehicle.

WARNINGS AND CAUTIONS

 This is the safety alert symbol. When you see this symbol on your machine or in this manual, be alert to the potential for personal injury. Read and follow all instructions in this Manual, before attempting to operate this vehicle.

 WARNING	<p><i>Indicates a potential hazard that could result in severe personal injury or death</i></p>
 CAUTION	<p><i>Indicates a potential hazard which may result in personal injury or damage to the machine.</i></p>
 NOTE	<p><i>will alert you to key information or instructions.</i></p>

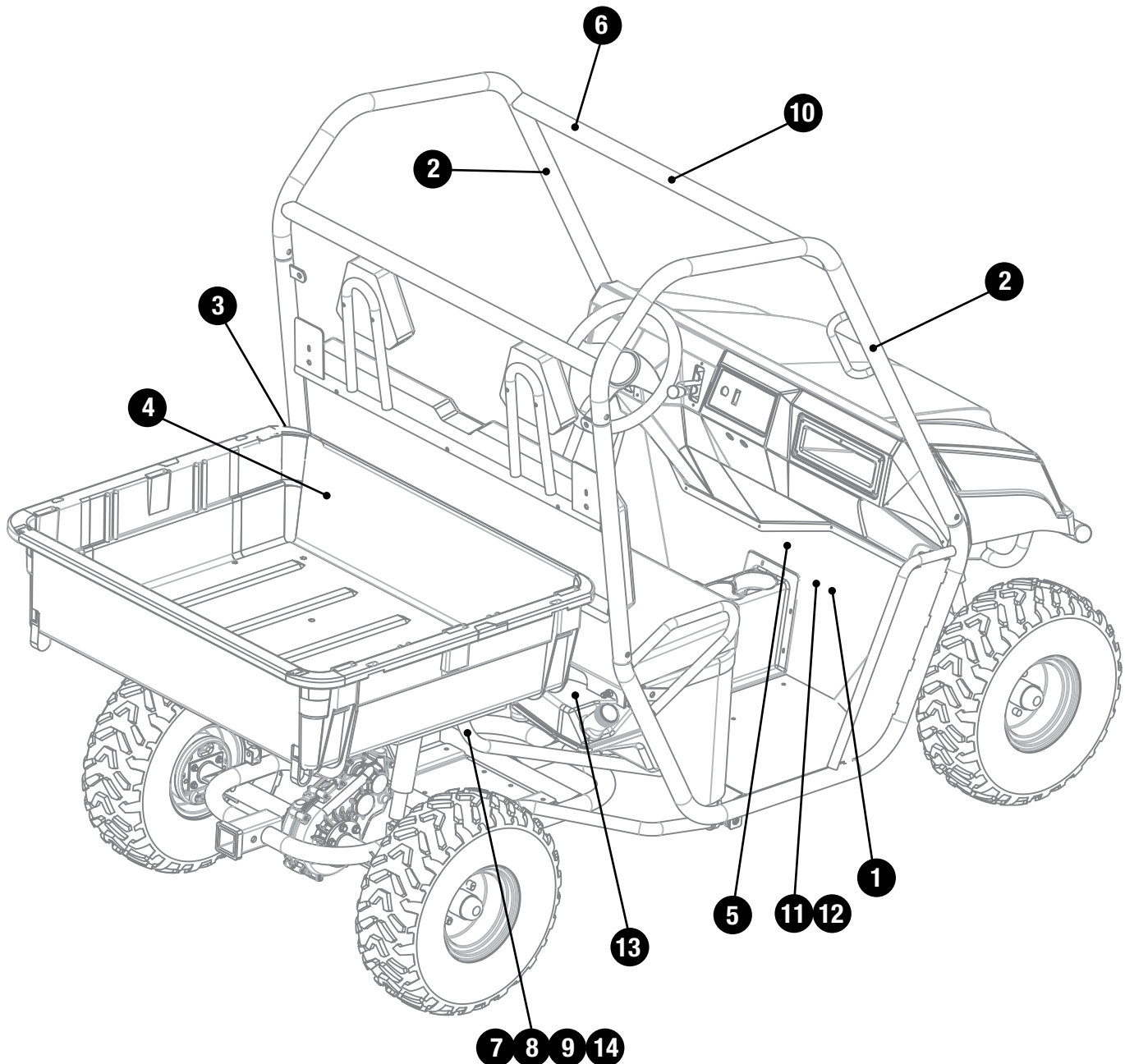
BEFORE OPERATING THIS VEHICLE

Please take a few moments to get well acquainted with your vehicle by reading this Owners' Manual.

- Before operating this vehicle, the owner, and each operator, must understand that this vehicle is designed to be an off-road vehicle and has not been or manufactured to meet specifications for use on public roads, streets, highways and thoroughfares.
- The owner, operator(s) and passenger(s) must read and understand all the instructions for proper assembly and safe operation, as well as the instructions concerning the engine and all other portions of the vehicle as described and illustrated in this manual.
- This unit is not designed for children and should not be operated by anyone under 16 years of age.
- This vehicle is not a toy.
- Be sure to follow the recommended maintenance schedule and service your vehicle accordingly. Preventative maintenance is extremely important to the safe operation and longevity of your vehicle.
- Inexperienced and first time drivers are urged to seek instruction from a dealer or qualified instructor before and during the initial use of this vehicle. It is also recommended to practice in a large open area to become familiar with the operation of the machine.

SAFETY LABEL LOCATIONS

IT IS VERY IMPORTANT TO READ, UNDERSTAND, AND FOLLOW ALL INSTRUCTIONS AND WARNINGS LOCATED ON THE DECALS ON YOUR UTILITY VEHICLE.



SEE FOLLOWING PAGES FOR SAFETY LABEL DETAIL

IT IS VERY IMPORTANT TO READ, UNDERSTAND, AND FOLLOW ALL INSTRUCTIONS AND WARNINGS LOCATED ON THE DECALS ON YOUR UTILITY VEHICLE.

Label illustrations may not be actual size

1

⚠ WARNING

OBSERVE THE FOLLOWING INSTRUCTIONS

Failure to understand and follow Warnings and Instructions for the safe use and maintenance of this product may result in **Death or Injury!** This information is contained in the Warning Labels, Owner's Manual & Supplements, Safety Video, and Engine Manual supplied with this product. Make sure that you understand and follow all Warnings and understand and follow all Warnings and Instructions in this Instructions in this material.

- Always wear a D.O.T.-approved motorcycle helmet, eye protection, and protective clothing.
- Reduce speed and use caution on slopes and in sharp turns.
- This vehicle is not to be operated by anyone under 16 years of age.
- **Do NOT** operate the vehicle without the brush bars securely in place.
- Keep all covers and shields properly installed.
- Never ride after consuming alcohol, drugs, or other intoxicants.
- Throttle and Brake Controls must work properly and freely before starting the engine.
- Operator must be seated, safety belt must be fastened before operating the vehicle.
- Never operate at speeds too fast for your skills or the conditions. Never attempt jumps or other stunts.
- Check tire pressures before operating. Refer to Owner's Manual for proper operating pressure.
- This vehicle is not street legal and is intended for off-road use only.



If you did not receive any of the material listed above, please call **800-643-7332** and request to have them sent to you at no charge.

2-60057 A

5

⚠ CAUTION ⚠ PRECAUCION

SHUT OFF FUEL VALVE

Always shut off fuel valve before transporting this vehicle.

APAGE LA VÁLVULA DE COMBUSTIBLE

Todo el tiempo apague la válvula de combustible antes de que transporte este vehículo.

2-60057 CS

4

⚠ WARNING

NO RIDERS



All occupants must be inside the vehicle and wearing the proper restraints and safety gear.

⚠ ADVERTENCIA

NO SUBIR

Todos los ocupantes deben estar adentro del vehículo usando equipo de seguridad y restricciones adecuadas.

2-60057 JS

3

⚠ WARNING ⚠ ADVERTENCIA

LATCH DUMP BED

Driving with the cargo bed raised is hazardous. Always lower and latch bed before driving.



SEGURO DE LA CAJA DE VOLCAR

Manejar con la caja de carga levantada es peligroso. Todo el tiempo manténgala abajo y use el seguro de la caja cuando maneje.

2-60057 IS

1

⚠ ADVERTENCIA

OBSERVE LAS SIGUIENTES INSTRUCCIONES

El hecho de no comprender y seguir las Advertencias e Instrucciones para el uso seguro y el mantenimiento de este producto puede causar **¡MUERTE O LESIÓN!** Esta información esta contenida en las Etiquetas de Advertencia, Manual de Dueño y Suplementos, Video de Seguridad, y el Manual del Motor proveídos con este producto. Asegúrese de comprender y seguir todas las advertencias e instrucciones suministradas.

- Siempre lleve puesto un casco de motocicleta aprobado por D.O.T., protección en los ojos, y ropa de protección.
- Reducir la velocidad y tenga cuidado en las pendientes y en curvas cerradas.
- Este vehículo no debe ser operado por ninguna persona menor de 16 años de edad.
- **NO opere** este vehículo sin las barras protectoras aseguradas en su lugar. Mantenga todos las cubiertas y protectores apropiadamente instalados.
- Nunca maneje después de consumir alcohol, drogas, u otros intoxicantes.
- Acelerador, y controles de frenos deben trabajar apropiada y libremente antes de encender el motor.
- El operador debe estar sentado, el cinturón de seguridad antes de operar el vehículo.
- Nunca opera a una. Nunca intente saltos o acrobacias. Sus habilidades o las condiciones.
- Checar inflación de llantas antes de operar. Consulte el Manual de Dueño para la presión adecuada de operación.
- Este vehículo no es legal en la calle y destinados a uso solamente afuera de carretera.



Si Usted no recibió alguno de los materiales mencionados anteriormente, por favor llame al **800-643-7332** y solicite que se le envíen sin cargo.

2-60057 AS

⚠ WARNING ⚠ ADVERTENCIA



VEHICLE MAY ROLL

This vehicle will handle differently from any ordinary passenger car or truck. Sharp turns or abrupt maneuvers at high speeds may cause this vehicle to roll over or go out of control. Read and understand Owner's Manual before operating this vehicle.

2

EL VEHÍCULO SE PUEDE VOLCAR

Este vehículo se maneja y se manobra diferente de cualquier otro carro o camión común de pasajeros. Curvas cerradas o maniobras bruscas en alta velocidad puede causar una volcadura o pérdida del control. Lea y comprenda el Manual de Dueño antes de operar este vehículo.

2-60057 BS



6

! WARNING



ALWAYS WEAR SEATBELT

Seatbelt must be properly fastened and adjusted for each occupant prior to operating the vehicle; See Operator's Safety Manual.

! ADVERTENCIA

SIEMPRE USE CINTURON DE SEGURIDAD

El cinturón de seguridad debe ser apropiadamente atado y ajustado para cada ocupante antes de la operación del vehículo; Ver Manual de Dueño.

2-60057 ES

7

! WARNING



HOT SURFACES

Surfaces around the engine and exhaust can be extremely hot. Allow surfaces to cool before servicing.

! ADVERTENCIA

SUPERFICIES CALIENTES

Las superficies alrededor del motor y el escape pueden estar extremadamente calientes. Permita que las superficies se enfríen antes de realizar el mantenimiento.

2-60057 FS

8

! WARNING



EXHAUST GAS HARMFUL

Engine exhaust from this product contains chemicals, known in certain quantities to cause cancer, birth defects, or other reproductive harm.

! ADVERTENCIA

GASES DE ESCAPE NOCIVOS

Gases de motor de este producto contienen productos químicos, conocidos que en determinadas cantidades pueden causar cáncer, defectos de nacimiento u otros daños reproductivos.

2-60057 GS

9

! CAUTION

USE ONLY MID-GRADE UNLEADED GASOLINE (87 – 93 OCTANE)

This engine is designed to run on automotive gasoline. NEVER use E-15 or E-85 fuel (diesel) or blends with an Ethanol content in excess of 10%. Doing so will cause damage to the engine and void the warranty.

! PRECAUCION

USE SOLO GASOLINA DE MEDIO-GRADO SIN PLOMO (OCTANO 87-93)

Este motor fue diseñado para funcionar con gasolina de automovil con mezclas de etanol permitidos de 0% a 10%.

El intentar utilizar otro tipo del que se requiere, causara daños al motor y no sera valida la garantía del fabricante.

2-60057 HS

10

! WARNING

WEAR A HELMET

Always wear a helmet when riding this vehicle.

14964

! ADVERTENCIA

USAR UN CASCO

Siempre use un casco al montar este vehículo.

14964S

11

! CAUTION

DO NOT SHIFT WHILE IN MOTION

D To change gears, stop the vehicle. Shift with the engine at idle.
N Shifting gears with the engine speed above idle or with the vehicle in motion may cause transmission damage.
R

11330-Q

! PRECAUCION

NO CAMBIE DE VELOCIDAD MIENTRAS ESTE EN MOVIMIENTO

D Para cambio de engranes, detenga el vehículo, cambie con el motor desacelerado.
N Cambio de engranes con el motor acelerado por encima de lo normal o con el vehículo en movimiento puede causar daños a la transmisión.
R

11330-Q

12

! WARNING

Bring engine to an idle before selecting 4WD mode. Sudden engagement under power may damage drive train. Failure to do so may void warranty.

13

! WARNING ! ADVERTENCIA

TURN OFF ENGINE

Always turn off engine before refueling. Refuel in a well ventilated area. Keep away from flame or sparks.

APAGE EL MOTOR

Todo el tiempo APAGE el motor antes de poner combustibles. Ponga combustible en un área bien ventilada. Aleje de las llamas o chispas.

2-60057 DS

14

! WARNING

ALWAYS USE SHIELDS

Shields must be installed and properly fastened prior to operating vehicle. See Operator's Safety Manual

! ADVERTENCIA

SIEMPRE USE ESCUDO TERMICO


Escudo termico deben ser instalados y correctamente sujetos antes de operar el vehículo. Vea el Manual de Seguridad del Operador.

16857

SAFE OPERATING PROCEDURES

Your Utility Vehicle has been designed with many built-in safety features. However, no one should operate this vehicle before carefully reading this Operator's Manual. Also read all instructions noted on the safety decals.

WARNING

OPERATION 

- Be familiar with all functions of this vehicle.
- Do not allow anyone to operate this vehicle who has not fully read and comprehended this manual and who has not been properly trained in the safe operation of this vehicle.
- Do not operate a vehicle with damaged or defective parts. A damaged vehicle should be evaluated and repaired by an authorized service center and defective parts replaced before putting vehicle back in to service.
- Operator must always use both hands on the steering wheel.
- No riders allowed except in factory designed and supplied seating.
- Operate this vehicle from the driver's seat only.
- Do not leave this vehicle unattended with engine running.
- Do not dismount a moving vehicle as serious injury or death could occur.
- Always operate vehicle with belt guard installed. Do not leave pulleys and belts exposed.
- NEVER operate vehicle with engine shields or guards removed.
- Do not touch engine, exhaust pipe, shields and/or muffler. Surfaces on or around the engine can be extremely hot.
- Do not touch engine, exhaust pipe and/or muffler. Surfaces on or around the engine can be extremely hot.
- Wear snug-fitting clothing to avoid entanglement with moving parts.
- Long hair, loose clothes, or jewelry can get caught in moving parts below and behind the seat or surrounding environment.
 - a. Remove or tie back anything loose that can reach below and behind the seat before riding.
- Always be aware of and avoid tree limbs and brush that have a potential of hitting and/or poking individuals riding the vehicle. Serious body harm could result.
- Avoid sudden stops, starts, and turns.
- Always operate your vehicle at a safe speed that will allow you to maintain control.
- Always wear seatbelt - seatbelt must be properly fastened and adjusted for each occupant prior to operating this vehicle.
- Do not exceed total payload capacity of this vehicle.

WARNING

OPERATION 

- Do not pull a trailer or implement exceeding the specified towing capacity or loss of control may result.
- Do not attach an implement, trailer or other device to the hitch that will produce negative tongue weight.
- Follow all towing instructions in this manual when transporting the UTV behind another vehicle.
- Do not use the vehicle as an anchor device.
- Reduce speed when loaded with cargo. Heavy loads take longer to stop.
- Beware, tow ropes, cables and chains can break when pulling another vehicle or object causing serious injury or death to anyone in line with the whipping action created when they break. Never jerk when pulling, always ease into a pull gently. Always stay clear of the tow line. Never be in line with the tow line.
- Reduce speed and payload on hilly, rough, wet, slick or unstable ground.
- Do not exceed the rated capacity of the cargo bed (see specifications).
- Do not mount a receiver hitch type carrier platform to the vehicle.
- Do not load the Overhead Brush Bar System with heavy equipment. Rollover could result from such loading.
- The Overhead Brush Bar System is not certified ROPS (Roll Over Protection System). Always avoid rollovers.
- Do not operate this vehicle on highways, public roads, or where it may be a hazard to faster moving traffic.
- Never attempt wheelies, jumps, or other stunts. Never drive recklessly. Always operate your vehicle at a safe speed that will allow you to maintain control.
- Never use vehicle for racing and never modify the engine to exceed 25 MPH vehicle speed.
- Always make sure the vehicle pathway is clear of all objects when backing up. Know location of personnel around vehicle and especially location of small children. Take extra precautions when rear view is hindered by cargo.
- Always park on level ground, stop engine, set parking brake and remove ignition key before leaving the vehicle. Chock tires if condition warrants.
- Use extreme caution when cresting hills or when visibility is limited. Proceed slowly until you are sure trail conditions immediately ahead are safe.
- Keep front wheels straight when cresting hills or going over bumps.
- Do not stop, start suddenly or over accelerate on hills. Loss of control and rollover could result.



WARNING

OPERATION





- Use extreme caution when descending hills or running on loose slippery surfaces. Towing, braking, and traction are greatly diminished.
- Do not operate vehicle on 15 degree (26% grade) slopes or steeper.
- Avoid changing direction or making sharp steering corrections on slopes or rollover may occur.
- If this vehicle begins to tip when crossing a slope, turn the front wheels downhill to regain stability and control.
- Never allow vehicle to coast or free wheel in neutral or loss of control may result.
- When crossing a slope on soft terrain, turn the front wheels slightly uphill and maintain a constant speed to maintain a straight line of travel.
- When descending hills or slopes apply steady pressure to the foot brake to avoid potential of freewheeling or runaway.
- If your vehicle loses power and stops while climbing a hill, immediately engage the foot brake and back slowly down the hill maintaining a straight downhill line of travel. Do not attempt to turn the vehicle sideways on the hill or a rollover could result.
- When traveling at night always use your headlights and reduce speed according to visibility, trail, and terrain conditions.
- Avoid water crossings when possible and never cross a body of water where depth is unknown. Loss of power will occur if the drive belt becomes submerged or wet. Unnecessary crossing of streams and waterways erodes shore line and damages water-born habitat. If you must cross, do it at a point where banks are not steep and proceed at a slow and steady speed.
- Front bumper and brush guards are not designed as push bars. Do not attempt to push other vehicles or implements or damage may result.
- Do not shift transaxle unless this vehicle is fully stopped and the engine is at idle or damage may occur.
- This vehicle is not designed for use on rental tracks of any kind.
- The safe operation of this vehicle is dependent upon the operator's ability to exercise proper judgment.
 - a. Operator and passenger must not be too small or too large for controlled operation.
 - b. Operator and passenger must be of sufficient age, understanding, mental capacity, and physical capacity to safely operate and ride in the vehicle.
 - c. Vehicle should only be operated after mature, supervised instruction and sufficient practice in an un-congested area.
- NEVER start the engine without checking to see that the throttle control is in idle position.
- ALWAYS use extreme caution when starting the engine.
 - a. Hot engine, muffler, shield, or drive components can burn on contact.
- ALWAYS use extreme caution when starting the engine.



WARNING

OPERATION



- a. Hot engine, muffler, or drive components can burn on contact.
- NEVER operate the machine while under the influence of alcohol, drugs, or medication of any kind.
 - a. Such operation is dangerous to yourself and/or others.
- NEVER use hand held electronic devices while driving this vehicle.
 - a. Driving while distracted can result in loss of vehicle control, accident and injury.
- Wet, slippery, rough, or sloped terrain is potentially dangerous and may result in injury if proper caution is not observed.
 - a. ALWAYS SLOW DOWN
 - b. Operator must use mature judgment, skill, and experience to choose a speed suitable for terrain and riding conditions in protecting operator, passenger, and/or any bystanders.
 - c. Operator must use mature judgment, skill and experience in choosing suitable terrain for individual operational capabilities.
- ALWAYS SLOW DOWN when turning.
 - a. This vehicle is not a passenger car. High-speed turning and failure to operate this vehicle correctly may cause loss of control, vehicle rollover and/or possible death or injury to the vehicle occupant(s).
 - b. Turning on a slope increases the risk of rollover.
 - c. Practice driving in a safe open area to develop a feel for the vehicles performance and handling characteristics, size and weight.
- When turning on pavement, loose gravel, or similar surfaces, there is an increased risk in loss of control. ** ALWAYS SLOW DOWN! **
- Operating the vehicle in conditions where water, mud, snow, dirt, sand, or other debris can get into the throttle cable conduit and/or on the throttle mechanism may cause binding of the cable and/or the throttle mechanism.
 - a. This may result in the throttle sticking which can cause the engine to continue to run and result in loss of control.
- STOP the vehicle and back slowly down any hill that the vehicle lacks the power or traction to climb. Do NOT turn across the slope or try to turn around.
 - a. Turning on a slope increases the risk of rollover.
 - b. Control the descent speed with the brake (left foot pedal).
 - c. Re-applying the throttle when facing up a steep hill increases the risk of the front tires leaving the ground and the vehicle over-turning.
- STOP the engine if the machine makes unusual noises or vibrations.
 - a. Check the vehicle for damage.
 - b. Excessive noise or vibration is a sign of loose or worn parts.
 - c. Do not attempt to use the vehicle until it has been serviced to correct the issue.
- Secure all cargo and loads with proper tie-downs.
- Always put the vehicle in neutral and set the parking brake when unattended.
- 
 • The vehicle is NOT to be operated by anyone under 16 years of age.
- 
 • Keep hands, feet, and all body parts in the vehicle at all times.

WARNING

MAINTENANCE



- Never modify any parts on the vehicle without authorization. Unauthorized modifications will void warranty to all parts directly and indirectly affected by the modification.
- Support this vehicle securely before working beneath. Chock the wheels to prevent the vehicle from rolling.
- Assembly, maintenance, and/or repair of this vehicle should only be performed by designated dealers or authorized small engine centers (for engine repairs) so that no unsafe conditions or modifications are made.
- This vehicle may have been supplied to you completely assembled. To prevent injury or death read and follow the assembly instructions to make sure the machine was assembled properly.
- NEVER adjust, repair, or clean the vehicle while it is in motion or with the engine running.
- All screws, nuts, and bolts must be properly tightened to make sure the vehicle is in safe operating condition.
- Prevailing-torque type locknuts must be replaced with new after the old locknuts have been removed.
 - a. Replace with the same type of locknut to make sure they function properly. Refer to the Owners Manual / Parts Guide maintenance section for more information on locknuts.
- Vehicle modification or removal of original equipment or safety decals can render the machine unsafe for operation.
- Keep all guards and shields in place at all times.
 - a. Prevent accidental contact by the operator or service personnel while the machine is running.
 - b. The guards over the brake, clutch or torque converter, axle and drive sprockets also help prevent mud and debris from coming in contact with those items.
- NEVER tamper with, alter, or change the vehicle's engine governor settings.
 - a. The governor, as set by the engine manufacturer, limits maximum engine RPM.
 - b. Excessive engine speed is potentially dangerous to operator, passengers, bystanders, and engine.
- Make any repairs or adjustments to the vehicle only when the engine is off and the vehicle is stopped. The spark plug wire MUST be disconnected and kept away from the spark plug AND the negative (-) battery cable disconnected from the battery to prevent accidental starting.
 - a. When working on, around, or restarting the engine, use extreme caution to avoid contact with the muffler, cylinder head, engine, shield, or any potentially hot area on or around the engine.
 - b. Ensure that all guards and shields are in place prior to starting the engine.
- Brush Bars assembled to this vehicle are for limited brush protection and to reduce the likelihood of a properly restrained occupant from being crushed as a result of a vehicle roll-over. Periodic checks for loose fasteners per the vehicle maintenance schedule should be performed.
- **DO NOT** disconnect the negative battery cable with engine running. This may damage the Electronic Control Unit (ECU).

WARNING

MAINTENANCE



- NEVER place hands, feet, or any body parts or clothing near the engine, wheels, chain, and other rotating parts of the vehicle while riding or running the engine.
 - a. Use caution even after the engine has been running, since the engine, shields, and other drive components may be extremely hot.
- DO NOT touch engine, exhaust pipe, shields, or muffler. Allow surfaces to cool before servicing.



WARNING

SAFETY





- NEVER start the engine without the operator properly seated and the restraint system properly adjusted and secured with the brake applied and the vehicle in neutral (if equipped).
- Be sure the passenger restraint system (i.e. Seat Belt) is properly adjusted and fastened at all times during operation.
 - a. If the passenger restraint system is not properly used by the operator and/or passenger, loss of control and possible personal injury and/or vehicle damage may occur.
- When there is no passenger in the vehicle, the passenger seatbelt must be securely fastened within the vehicle.
 - a. If the passenger restraint system is not properly used by the operator and/or passenger, loss of control and possible personal injury and/or vehicle damage may occur.
- Operator and any passengers MUST wear a properly fitting motorcycle helmet approved by agencies such as the Department of Transportation (DOT), Safety Helmet Council of America (SHCA), or Snell Memorial Foundation (SNELL).
 - a. Most accident fatalities are due to head injuries.
 - b. Operator (and any passenger) should also wear face shields or goggles, boots, gloves and other appropriate protective clothing.
- Exhaust fumes are toxic.
 - a. California Proposition 65 WARNING: Gasoline engine exhaust from this machine contains chemicals known to the State of California to cause cancer, birth defects, or other reproductive harm. The engine exhaust contains carbon monoxide, which is a tasteless, odorless, poisonous gas.
 - b. NEVER operate this machine indoors or in an enclosed area without adequate ventilation.
- ✓ Safety decals must be replaced if they become unreadable or detached from the vehicle.
 - a. If decals are unreadable or missing, warning of potential hazards or safety requirements may be lacking.
- ✓ Read and keep all supplied printed material.
 - a. Supplements to this Operator/Safety Manual contain additional information relative to your specific vehicle model. It is important to keep all of these documents for reference.

! WARNING



- Vehicle must be stored where gasoline fumes will not reach an open flame, spark, or other source of ignition.
 - a. For long-term storage, fuel tank should be drained in an open, cool area.
 - b. Engine must be allowed to cool before storage in any enclosure.
 - c. NEVER store the Utility Vehicle in close proximity to appliances such as hot water heaters or furnaces.

- Check fuel supply before each use.
 - a. NEVER fill fuel tank while the engine is running or hot.
 - b. DO NOT overfill tank.
 - c. ALWAYS allow at least ½" of expansion space at the top of tank.
 - d. There should not be any fuel in the filler neck.
 - e. Replace cap tightly to prevent a fuel spillage fire hazard.
- NOTE: Always use an original gas cap or OEM (Original Equipment Manufacturer) replacement.
- f. NEVER fill fuel tank while the vehicle is inside a building.
- g. After filling the tank, move the vehicle at least ten feet before attempting to start the engine.

-  • NEVER use E-15 or E-85 fuel or blends with Ethanol content in excess of 10%. Ethanol blends in excess of 10% will cause damage to the engine and void manufacturer warranty.
 - a. Use regular unleaded 89 octane gasoline with up to a 10% ethanol blend.
 - b. This engine supplied with this Utility Vehicle is NOT designed for Flex Fuel operation.
- 

- When refueling use a (UL) approved non-metallic container that has no screen or filter. Set the container on the ground before fueling to eliminate static discharge and do not use methanol or ethanol fuels.

- Do not smoke or use electrical devices including cell phones while refueling.

! WARNING



- Always check wheel lug nut torque values two hours after initial operation and two hours after each tire repair and/or replacement. Routinely check lug nut torque valves every 100 hours of operation.
- Check tire pressure before each use.
 - a. Prior to operating the vehicle check and adjust tire pressure to the proper operating pressure as indicated on the sidewall of each tire or in the Owners' Manual. A tire pressure gauge is required to obtain accurate readings.

! WARNING



- Washing or operating the vehicle in freezing temperatures can result in water freezing in the throttle cable conduit and/or on the throttle mechanism.
 - a. This may result in the throttle sticking which can cause the engine to continue to run and result in loss of control.
- Keep the engine free of dirt and debris, especially in the throttle linkage area.

! WARNING



- Battery fumes are explosive. A spark will ignite battery fumes. Wear a face shield when charging or jumping a battery. Follow all battery safety rules outlined in this manual.
- Avoid battery acid spills. Do not get battery acid on eyes, face, or other body parts. Flush eyes and other body parts immediately with water for at least 15 minutes if battery acid has gotten on them.
- **Do Not Jump Start an EFI Vehicle:** This may damage the Electronic Control Unit (ECU). Should the battery loose charge, turn key to "run" position and use the recoil start.

! CAUTION - TRANSPORTING

When transporting any utility vehicle with a windshield or roof installed do NOT exceed 55 mph.

! CAUTION - LOW OIL

This utility vehicle may be equipped with a Low Oil Indicator Light located on the left hand side of the dash panel. This light will come on when the key is turned to the "on" position, and then go off after the engine is started. While operating the vehicle, if the oil light becomes illuminated, immediately turn the key to the "off" position to stop the engine.

! CAUTION - EFI

Electronic Fuel Injection (EFI) is an electronically-controlled fuel management system which is monitored by an Electronic Control Unit (ECU). Utility vehicles with EFI are equipped with a Malfunction Indicator Light (MIL). This light will illuminate when the key is turned to the "on" position and then go off after the vehicle is started. If problems or faults are detected, this light will illuminate while the engine is running. Servicing by an authorized dealer is necessary.

! NOTICE - HIGH ALTITUDE USE CARBURETED MODELS ONLY



Continual operation of your vehicle in altitudes in excess of 5000 feet, will require the installation of a high altitude jet kit. This service should be performed by an authorized service center. Please refer to your engine owner manual or call American LandMaster customer service at 800-643-7332



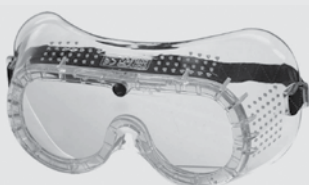
48 VOLT UTILITY VEHICLE SPECIFIC WARNINGS & CAUTIONS - BEFORE INITIAL USE

! WARNING

48 VOLT MODELS

- Do NOT let metal objects fall from the seat onto the top of your batteries. This may cause a serious power short and possibly a fire.
- Hydrogen gas is generated as a natural part of the lead acid battery charging process. A 4% concentration of hydrogen gas is explosive and could cause severe injury or death. Because hydrogen gas is lighter than air, it will collect in the ceiling of buildings necessitating proper ventilation. Charging must take place in an area that is adequately ventilated (minimum of 5 air exchanges per hour).

To reduce the chance of battery explosion that could result in severe injury or death, never smoke around or charge batteries in an area that has an open flame or electrical equipment that could cause an electrical arc. Pay particular attention to natural gas or propane gas water heaters and furnaces.



- Always wear a safety shield or approved safety goggles when adding water or charging batteries.

Any electrolyte spills should be neutralized with a solution of 1/4 cup (60ml) sodium bicarbonate (baking soda) dissolved in 1 1/2 gallons (6 liters) of water and flushed with water.

Overfilling batteries may result in electrolyte being expelled from the battery during the charge cycle. Expelled electrolyte may cause damage to the vehicle and storage facility.

Aerosol containers of battery terminal protectant must be used with extreme care. Insulate metal container to prevent can from contacting battery terminals which could result in an explosion.

- Deep water crossings MUST be avoided.

! CAUTION

48 VOLT MODELS

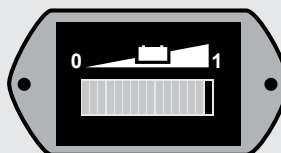
BATTERY PROLONGED STORAGE

- All batteries will self discharge over time. The rate of self discharge varies depending on the ambient temperature and the age and condition of the batteries.
- A fully charged battery will not freeze in winter temperatures unless the temperature falls below -75° F (-60° C).
- For winter storage, the batteries must be clean, fully charged and disconnected from any source of electrical drain. Please assure that the key switch is in the off position for storage.
- As with all electric vehicles, the batteries must be checked and recharged as required or at a minimum of 30 day intervals.

CHARGE GAUGE

Before operating the 48V, make sure the batteries have a full charge!

Located on the dash, the charge gauge indicates approximately the state of charge of the batteries. Far right (as shown) indicates batteries are fully charged, far left indicates a low charge.



BATTERY GAUGE: Showing a full charge.

WASHING YOUR VEHICLE

It is acceptable to wash your electric utility vehicle, though a pressure washer should not be used, and common sense should be exercised. Remember that some of the electronics in the controller and charging system are sensitive to water and corrosion. The charger should be protected during washing by placing a plastic bag or other protection over the top of the charger before washing. Allow for any water that does get on/in the charger to dry out before using.

NOTE

48 VOLT MODELS

LIMITED ELECTRIC RUNTIME:

Plan carefully before using this vehicle to go significant distances over questionable terrain. Remember that a one hour drive may take many hours to walk out should you run out of battery power or be stranded by becoming stuck on unsuitable terrain.

ARE YOU READY TO RIDE?

SOME WORDS ABOUT RESPONSIBLE OPERATION AND RIDER SAFETY

The following pages present important information and recommendations to help you operate your vehicle responsibly and safely. Forming good habits and developing driving skills is an ongoing process. Even if you are an experienced driver, take time to become familiar with the controls, handling characteristics, capabilities, size and weight of your vehicle. Please read through these pages thoroughly.

Qualifications for Utility Vehicle (UTV) Users

This vehicle is restricted to use by operator and passenger with a minimum age of sixteen (16) years as indicated on the vehicle and vehicle specific literature. UTV's are intended for use by operators who meet the physical and cognitive capabilities set out by the manufacturer in this manual and in the material provided with the vehicle.

Off-Road Use Only:

Your UTV and its tires are designed and manufactured for off-road use only and not for use on paved surfaces. Driving on paved surfaces can affect the handling, control, and cause excessive wear to your tires.

When driving off-road, also remember to always obey local off-road driving laws and regulations. Obtain permission to drive on private property. Avoid posted areas and obey "NO TRESPASSING" signs.

Unless equipped for such, you should never drive your vehicle on public streets, roads or highways, even if they are not paved. Drivers of street vehicles may have difficulty seeing and avoiding you, which could lead to a collision.

CONSUMER RESPONSIBILITY FOR SAFE USE AND MAINTENANCE OF A UTV

1. **UTV's shall not be modified from the manufacturer's original design and configuration.**
2. **UTV's shall not be used to perform racing, stunt riding, jumps, spinouts, donuts, or other maneuvers as they may cause loss of control. As such, these activities are likely to result in possible injury to the operator, passenger, bystanders, or all.**
3. **Prior to each use, the operator shall perform the pre-operational checks specified by the manufacturer, and further verify:**
 - a. Smooth throttle operation and positive return of the throttle linkage to a closed throttle position when released;
 - b. That the throttle cable and linkages operate properly and the throttle cable or other linkages are adjusted properly;
 - c. That the steering mechanism(s) is adjusted and operates smoothly;
 - d. That the engine stop switch or keyswitch is properly functioning;
 - e. That all guards and shields originally supplied by the manufacturer are in proper place in serviceable condition;
 - f. That engine idle speed is below the point of clutch or torque converter engagement;
 - g. That the gas tank is in good condition and the proper gas cap is fastened securely;
 - h. That the braking system is functioning properly;
 - i. That all safety labels are in place, legible and understood;
 - j. That any and all guards, torque converter covers, or other covers or guards supplied by the manufacturer are in place and in serviceable condition;
 - k. That tires are in good condition, inflated properly, and have sufficient tread remaining; and
 - l. That all fasteners are in place and tightened securely.
4. **UTV engines shall not be started unless the operator is seated and restrained in proper position for vehicle operation and the brake is fully engaged and locked with the park brake mechanism.**
5. **Long hair, loose clothes, or jewelry can get caught in moving parts below the seat or surrounding environment. Remove or tie back anything loose that can reach below or behind the seat before riding.**
6. **UTV's shall only be fueled by personnel knowledgeable with regard to proper fuel selection and fueling techniques.**
7. **UTV operators and passengers shall adhere to all manufacturer's recommendations and instructions, as well as comply with all laws and ordinances, and the following:**
 - a. Operators shall stay seated with both hands on the steering wheel and both feet in the vehicle at all times, whether moving or stationary, unless the vehicle is stopped completely and the engine has been shut off.
 - b. Passengers shall remain seated with arms and legs inside the vehicle at all times during operation.
 - c. Shall observe minimum age restrictions.
 - d. Shall not allow smoking in the vehicle.
 - e. Persons under the influence of drugs, alcohol, or intoxicants shall not supervise, operate, or ride in a UTV.
 - g. UTV's shall operate only on a surface or terrain recommended by the UTV's manufacturer.
 - h. UTV's shall not be operated on roads, streets, highways, or any other location where road vehicles are intended to travel.

(cont. next page)

CONSUMER RESPONSIBILITY FOR SAFE USE AND MAINTENANCE OF A UTV (cont.)

8. Persons with the following conditions shall not ride in or operate a UTV:

- a. Those with heart conditions
- b. Pregnant women
- c. Persons with head, back, or neck ailments, or prior surgeries to those areas of the body.
- d. Persons with any mental or physical conditions, which may make them susceptible to injury or impair their physical dexterity or mental capabilities to recognize, understand, and perform all of the safety instructions, and be able to assume the hazards inherent in motor vehicle use.

9. No operator or other person shall contact any portion of the engine, wheels, or drive train for any purpose including maintenance until the engine has been turned off and allowed to cool, and the UTV is in a stable and stationary position.

10. Passenger restraints must be used in accordance with, and limited to, the manufacturer's guidelines.

11. UTV components shall be maintained and repaired in accordance with the manufacturer's specifications and utilizing only the manufacturer's authorized replacement parts with installation performed by designated dealers or other skilled persons.

12. Control Speed.

Driving at excessive speeds increases the likelihood of an accident. In choosing an appropriate speed, you must consider the capability of your vehicle, the terrain, visibility, and other operating conditions, in addition to the skill and experience of the driver.

13. Use of this Vehicle on Unfamiliar or Rough Terrain

- a. Failure to use extra care when operating this vehicle on unfamiliar terrain could result in the unit overturning or going out of control. Go slowly and use extreme caution when operating on unfamiliar terrain. Always be alert to changing terrain conditions when operating the vehicle.
- b. Before driving in an unfamiliar area, always check the terrain thoroughly. Don't drive fast on unfamiliar terrain or when visibility is limited (it is often difficult to react to hidden obstructions like rocks, bumps, or holes).
- c. Never drive past the limit of visibility. Maintain a safe distance between your vehicle and other off-road vehicles. Always exercise caution and use extreme care on rough, slippery and loose terrain.

14. Do not perform stunts

- a. Attempting wheelies, jumps, and other stunts increase the chances of an accident, including an overturn. Never attempt stunt riding of any type and ride responsibly. Don't try to show off.
- b. Operating this vehicle without your seat belt could cause you to be thrown from the vehicle, causing serious injury or death.

WARNING

Always perform a pre-ride inspection of the vehicle using the checklist provided on the back cover of this manual.